


Cycle & Soak Watering


Water Smarter. Go Deeper. Save More.

Short watering cycles with soak time in between let water penetrate deeper — reducing runoff and saving water.


6-STEP CYCLE & SOAK METHOD | 2 DAYS PER WEEK

- 


Choose your two watering days
Spreads watering evenly across the week

EXAMPLE
Tuesday & Saturday
- 


Divide watering into 2-3 cycles per day
Prevents runoff and allows water to soak in

RECOMMENDED
3 cycles per day
- 


Run sprinkler for short intervals
Matches soil absorption rate

PER CYCLE
5-8 minutes
- 

Wait between cycles (soak time)
Lets water penetrate deeper into soil

SOAK TIME
30-60 minutes
- 

Repeat cycles to build total watering time
Builds total watering without waste

EXAMPLE
5:00 - 6:00 - 7:00 am
- 

Water early in the day
Reduces evaporation and wind loss

WINDOW
After 8 pm & Before 8 am

EXAMPLE SCHEDULE — PER WATERING DAY

Cycle	Start Time	Run Time	Soak Time After
Cycle 1	5:00 am	6 minutes	45 minutes
Cycle 2	6:10 am	6 minutes	45 minutes
Cycle 3	7:15 am	6 minutes	—

How It Looks in Practice



Pro Tips: Adjust run times based on your soil type — clay soils absorb slower, so use shorter cycles. Sandy soils drain faster and may need slightly longer run times. A smart controller can automate the entire schedule for you.

Click [\[here\]](#) to check your local water rules.

